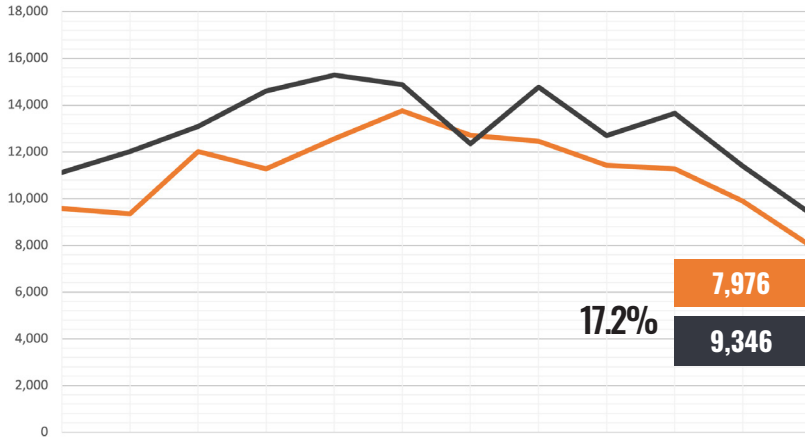




Monthly Activity Snapshot

December 2024

©Copyright 2025 HAR.com | Source: Houston Association of REALTORS® Multiple Listing Service (All statistics are for Single Family Homes)



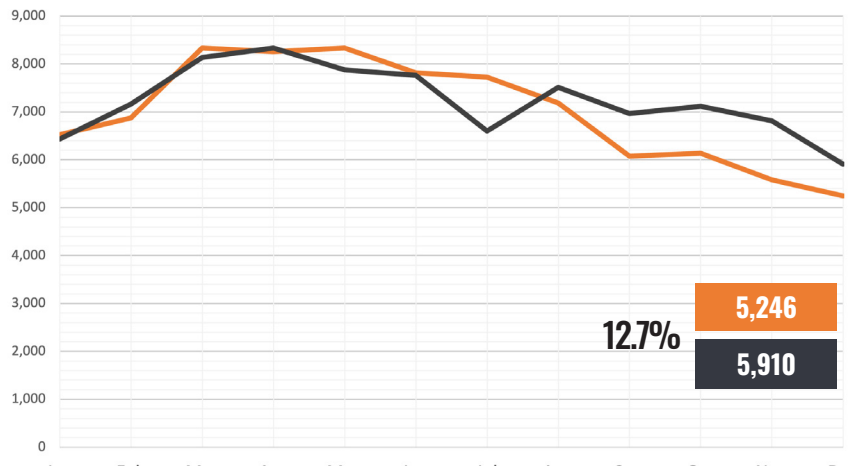
New Listings

The Houston housing market ended 2024 strong with all indicators in positive territory. New listings were 17.2% higher than the level in December 2023. REALTORS® listed 9,346 properties in the Multiple Listing Service (MLS) compared to 7,976 during the same time last year.

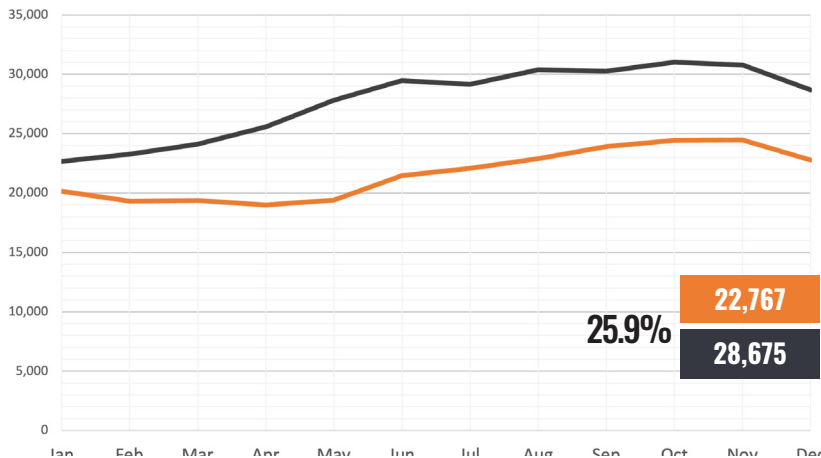
— 2023 — 2024

Pending Listings

Pending sales continued to outpace the 2023 volume in December. A total of 5,910 single-family homes went under contract, which is a 12.7% increase compared to the same period last year.



— 2023 — 2024



Active Listings

More homes hit the market, with active listings up 25.9% year-over-year. There were 28,675 single-family homes for sale in December compared to 22,767 the prior year. Months of inventory stand at a 4.0-months supply.

— 2023 — 2024



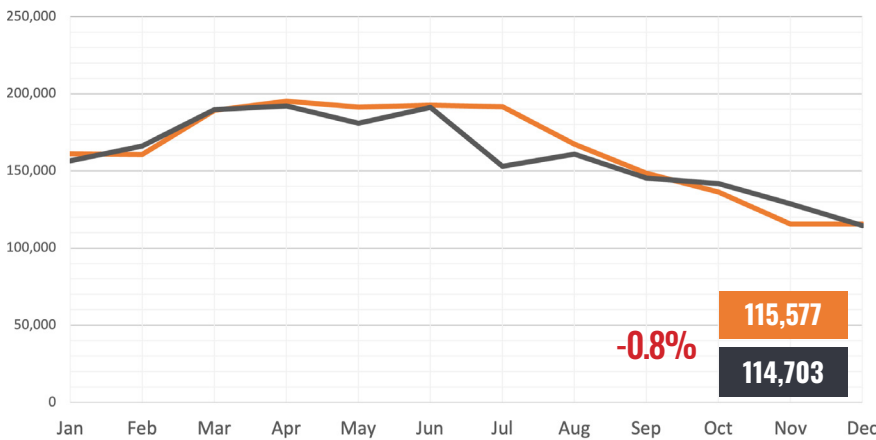
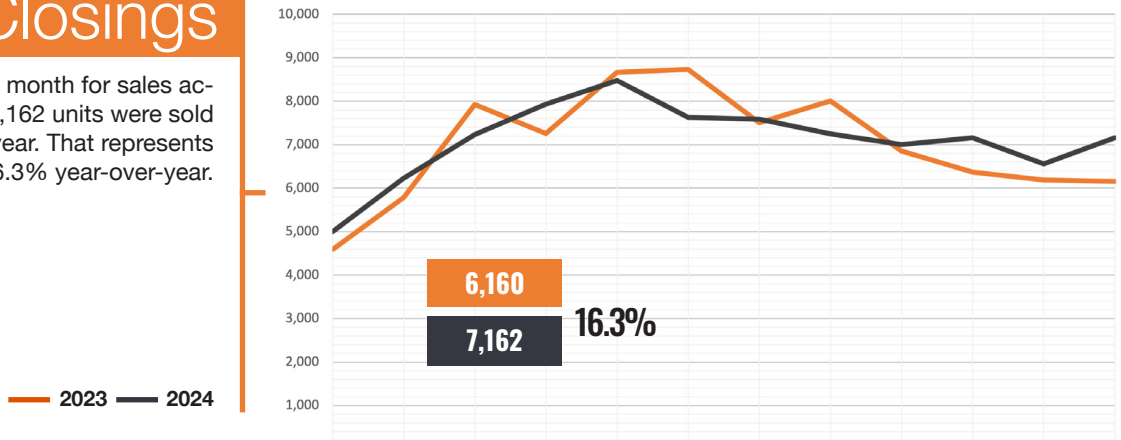
Monthly Activity Snapshot

December 2024

©Copyright 2025 HAR.com | Source: Houston Association of REALTORS® Multiple Listing Service (All statistics are for Single Family Homes)

Closings

December was a strong month for sales activity in 2024. A total of 7,162 units were sold compared to 6,160 last year. That represents an increase of 16.3% year-over-year.

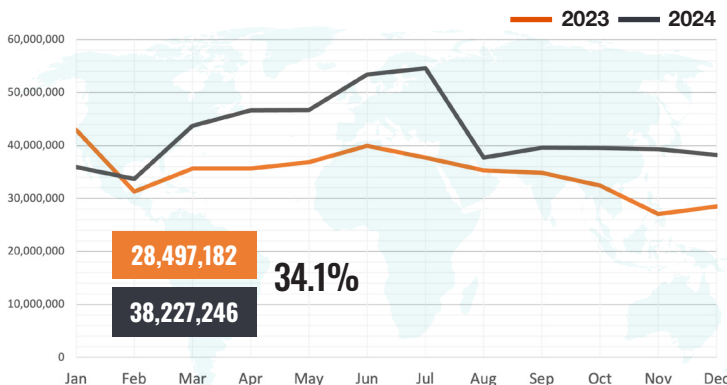


Showings

Consumer traffic at property showings was statistically flat in December. There were 114,703 showings compared to 115,577 during the same period in 2023.

— 2023 — 2024

HAR.com Listing Views



Open Houses

