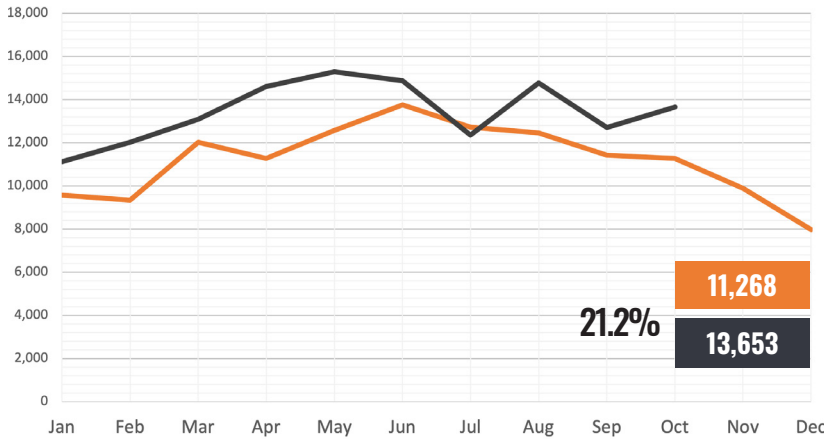




# Monthly Activity Snapshot

## October 2024

©Copyright 2024 HAR.com | Source: Houston Association of REALTORS® Multiple Listing Service (All statistics are for Single Family Homes)



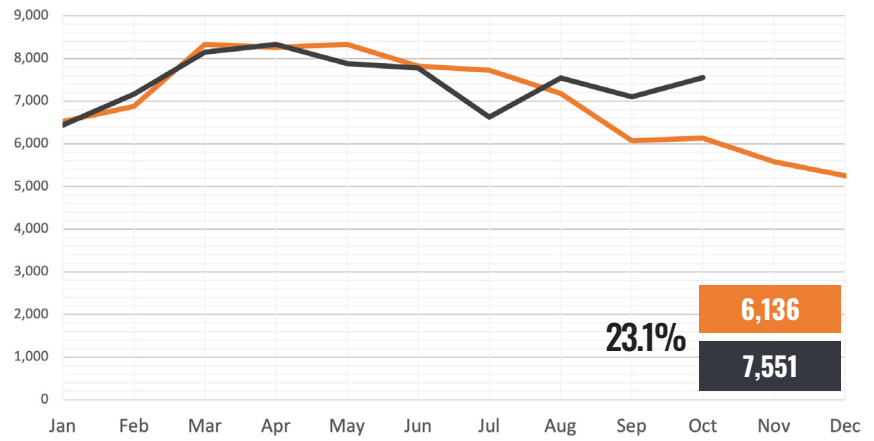
## New Listings

New listings in the Greater Houston area increased by 21.2% in October compared to the same time last year. REALTORS® listed 13,653 properties in the Multiple Listing Service (MLS), which is up from 11,268 a year earlier.

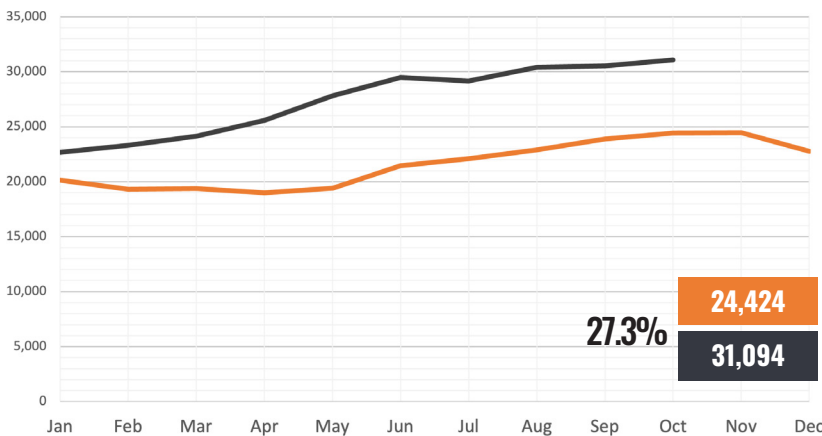
— 2023 — 2024

## Pending Listings

Pending listings increased 23.1% year-over-year. A total of 7,551 single-family homes went under contract compared to 6,136 during the same period in 2023.



— 2023 — 2024



## Active Listings

Inventory continues to expand, with active listings 27.3% above the volume in October 2023. There were 31,094 single-family homes available versus 24,424 last year.

— 2023 — 2024



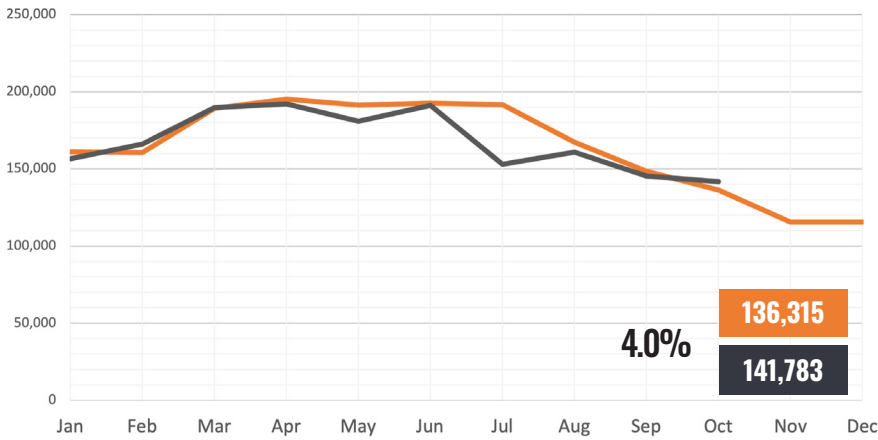
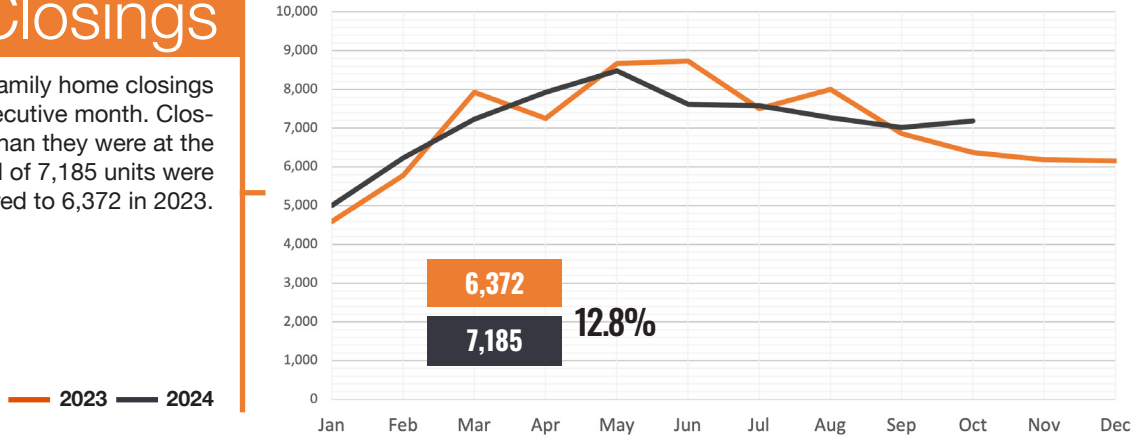
# Monthly Activity Snapshot

## October 2024

©Copyright 2024 HAR.com | Source: Houston Association of REALTORS® Multiple Listing Service (All statistics are for Single Family Homes)

### Closings

The number of single-family home closings rose for the second consecutive month. Closings were 12.8% higher than they were at the same time last year. A total of 7,185 units were sold compared to 6,372 in 2023.

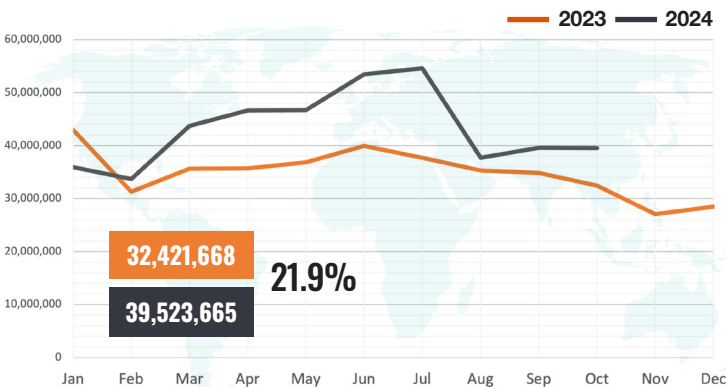


### Showings

After six consecutive months of declines, property showings rebounded in October. Showings rose 4.0% year-over-year with 141,783 showings taking place compared to 136,315.

— 2023 — 2024

### HAR.com Listing Views



### Open Houses

