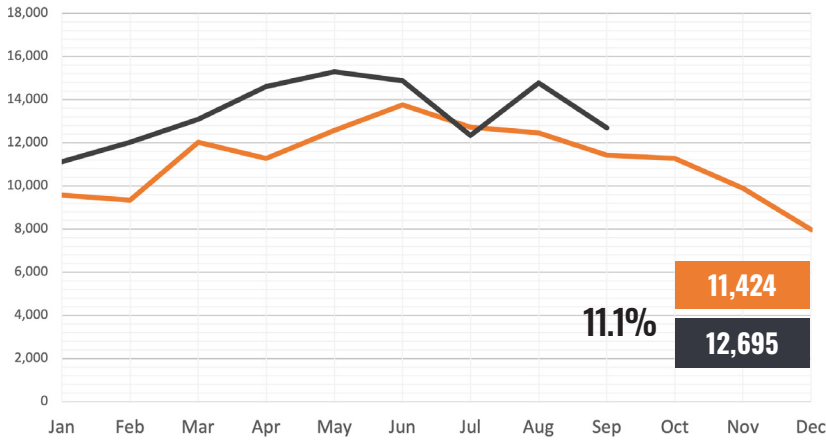




Monthly Activity Snapshot

September 2024

©Copyright 2024 HAR.com | Source: Houston Association of REALTORS® Multiple Listing Service (All statistics are for Single Family Homes)



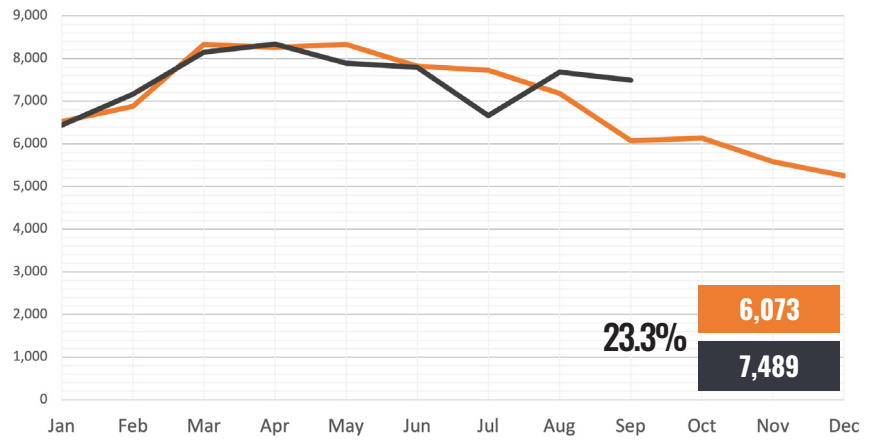
New Listings

The number of new listings in the Houston area rose by 11.1 percent compared to last September. REALTORS® entered 12,695 properties into the Multiple Listing Service (MLS), up from 11,424 in September 2023.

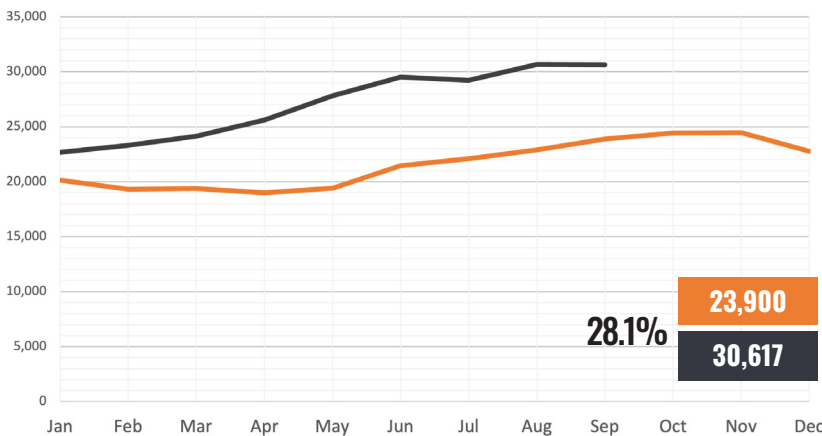
— 2023 — 2024

Pending Listings

Pending listings were 23.3 percent higher than last September, with 7,489 single-family homes going under contract compared to 6,073 during the same period last year.



— 2023 — 2024



Active Listings

More homes are continuing to hit the market, with active listings up 28.1 percent year-over-year. There were 30,617 single-family homes available in September.

— 2023 — 2024



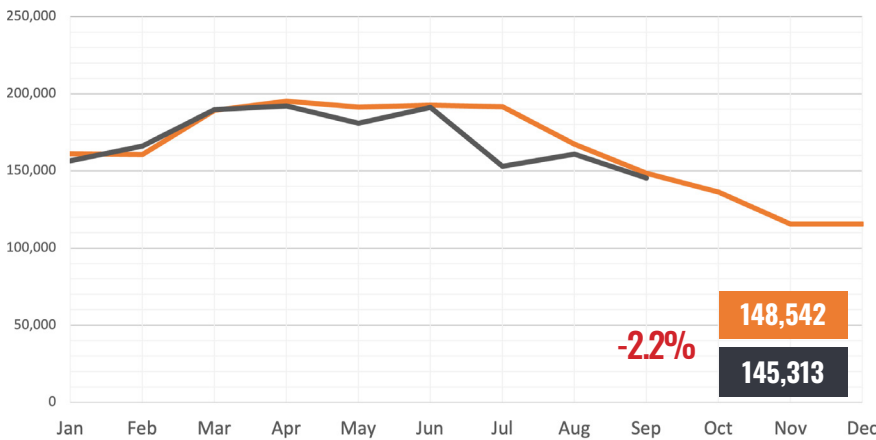
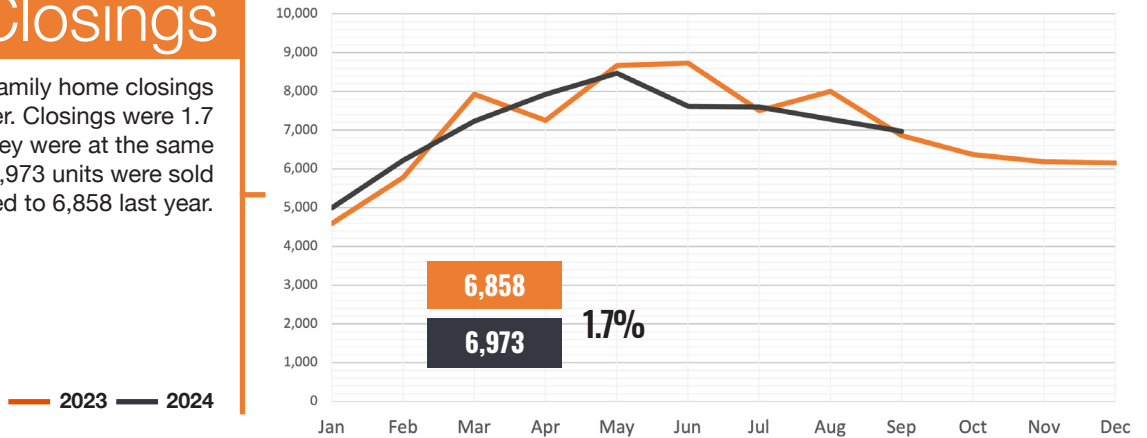
Monthly Activity Snapshot

September 2024

©Copyright 2024 HAR.com | Source: Houston Association of REALTORS® Multiple Listing Service (All statistics are for Single Family Homes)

Closings

The number of single-family home closings rebounded in September. Closings were 1.7 percent above where they were at the same time last year. A total of 6,973 units were sold compared to 6,858 last year.

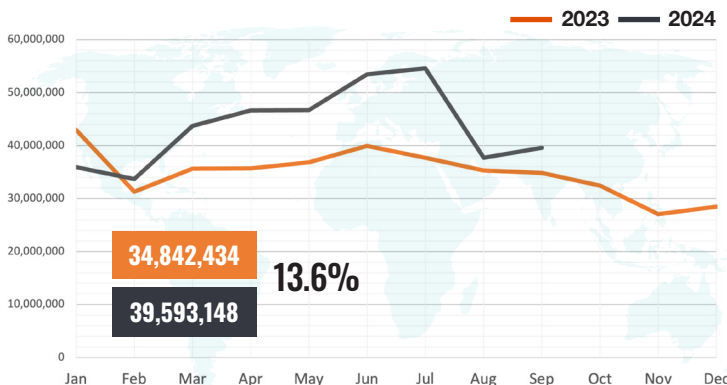


Showings

Property showings declined for the sixth consecutive month. In September, showings declined 2.2 percent year-over-year with 145,313 showings taking place compared to 148,542 last year.

— 2023 — 2024

HAR.com Listing Views



Open Houses

