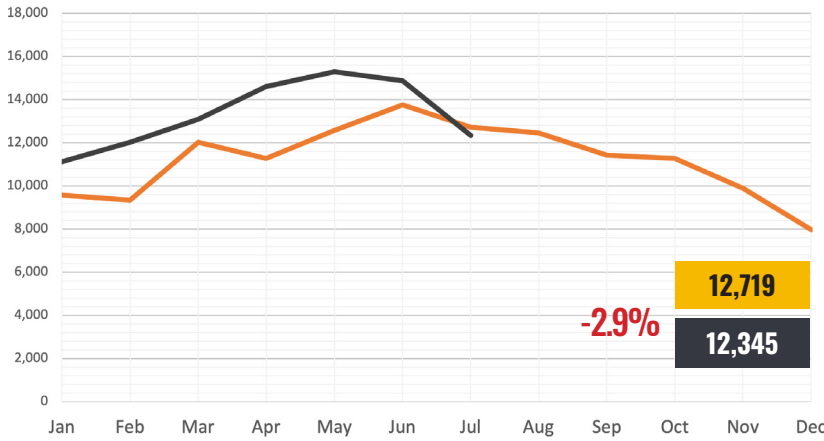




Monthly Activity Snapshot

July 2024

©Copyright 2024 HAR.com | Source: Houston Association of REALTORS® Multiple Listing Service (All statistics are for Single Family Homes)



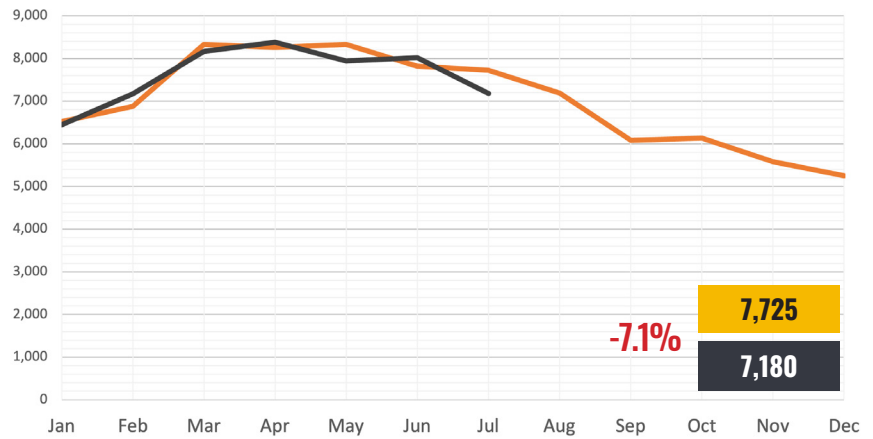
New Listings

The Houston real estate market was impacted by Hurricane Beryl and resulting days-long power outages. New listings declined 2.9 percent in July compared to the same time period last year. REALTORS® entered 12,345 properties into the Multiple Listing Service (MLS) compared to 12,719 a year earlier.

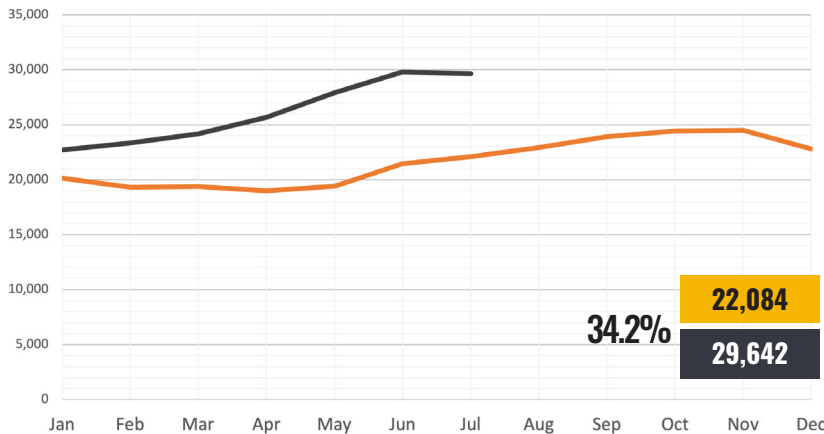
— 2023 — 2024

Pending Listings

Pending listings decreased 7.1 percent year-over-year in July, with 7,180 single-family homes going under contract versus 7,725 last year.



— 2023 — 2024



Active Listings

Active listings, the number of available properties for sale, were 34.2 percent above where they were in July 2023. There were 29,642 active single-family listings compared to 22,084 a year earlier.

— 2023 — 2024



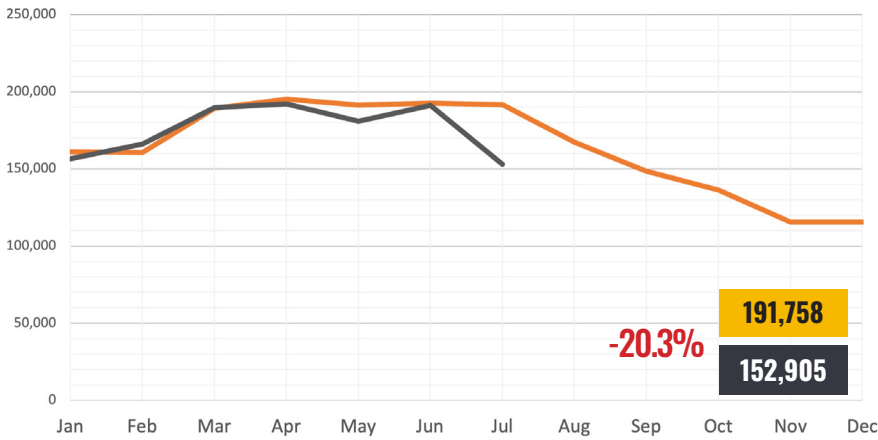
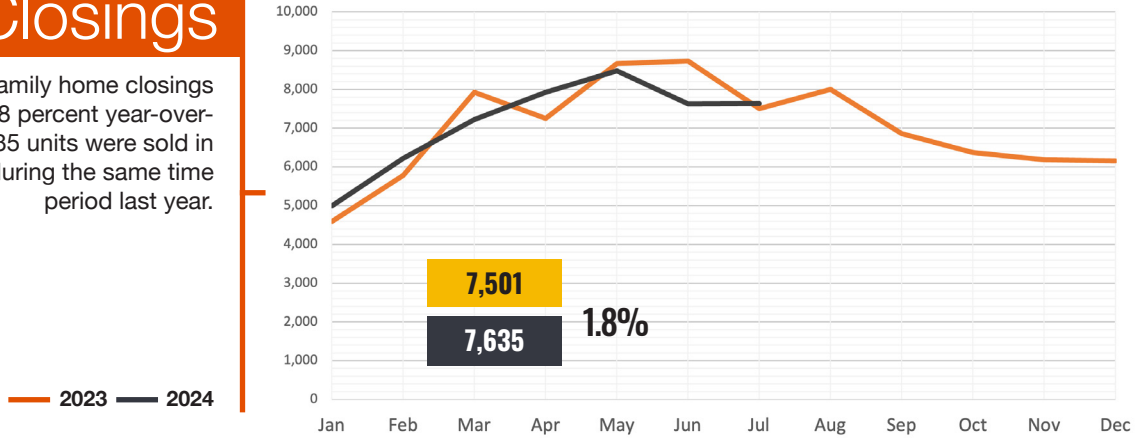
Monthly Activity Snapshot

July 2024

©Copyright 2024 HAR.com | Source: Houston Association of REALTORS® Multiple Listing Service (All statistics are for Single Family Homes)

Closings

The number of single-family home closings saw a modest uptick of 1.8 percent year-over-year in July. A total of 7,635 units were sold in July compared to 7,501 during the same time period last year.

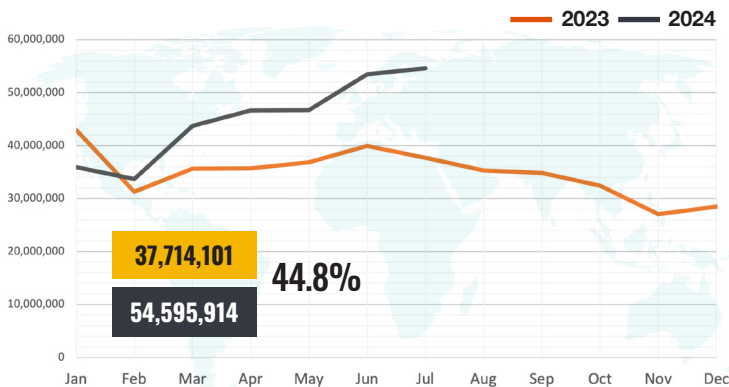


Showings

Hurricane Beryl and storm recovery efforts contributed to a slowdown in consumer traffic at showings in July. There were 152,905 showings compared to 191,758 last July. That represents a 20.3 percent decline.

— 2023 — 2024

HAR.com Listing Views



Open Houses

