



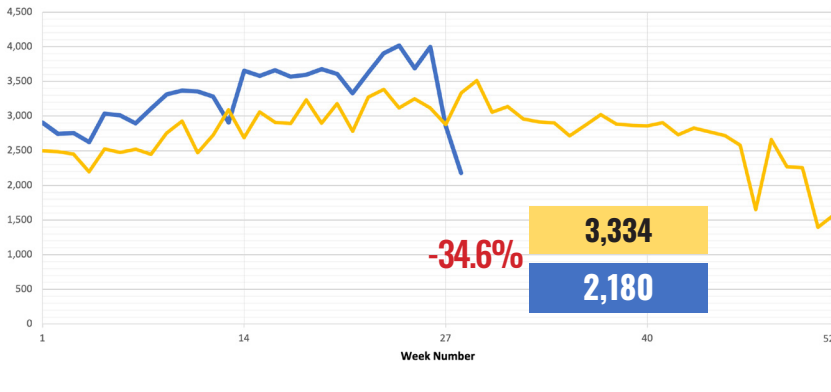
Weekly Activity Snapshot

Week 28 2024: 7/9/2024 to 7/15/2024

©Copyright 2024 HAR.com | Source: HAR.com, HAR MLS, analysis prepared in cooperation with the Real Estate Center at Texas A&M University. Statistics are for the Houston MSA.

New Listings

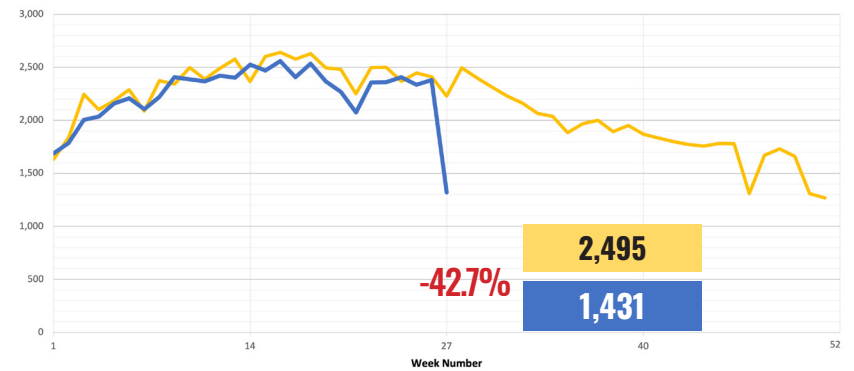
The Houston real estate market was significantly impacted by the days-long power outages caused by Hurricane Beryl. During the week ending July 15, REALTORS® added 2,180 properties to the Multiple Listing Service (MLS). This is down 34.6 percent compared to the same period last year when 3,334 properties were added to the MLS.



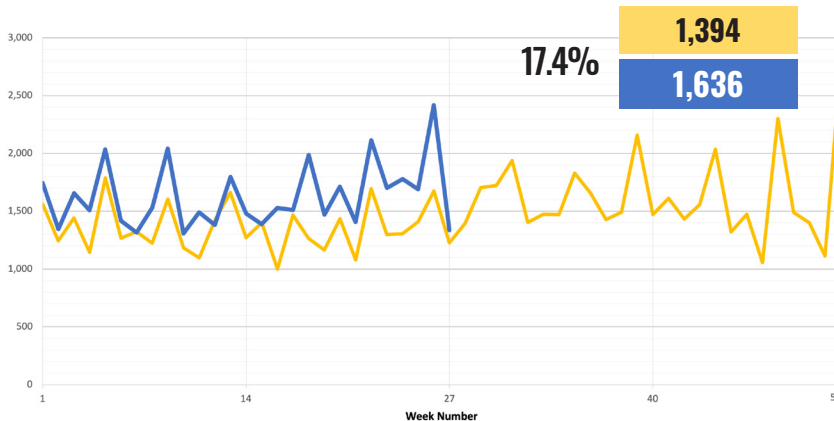
— 2023 — 2024

Pending Listings

Pending listings declined 42.7 percent year-over during Week 28 when compared to the same time last year. A total of 1,431 property listings went under contract compared to 2,495 in 2023.



— 2023 — 2024



Off-Market Listings

Sellers withdrew more property listings from the MLS during the week ending July 15. Off-market listings rose 17.4 percent compared to 2023. A total of 1,636 homes went from active listings to off-market listings versus 1,394 during the same time last year.

— 2023 — 2024



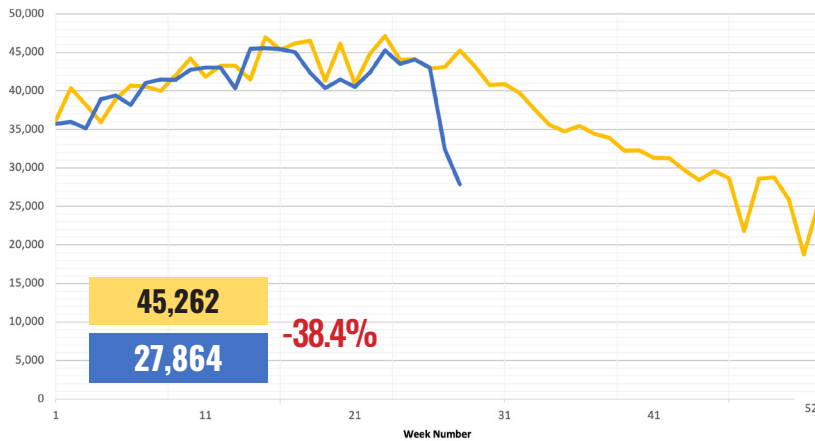
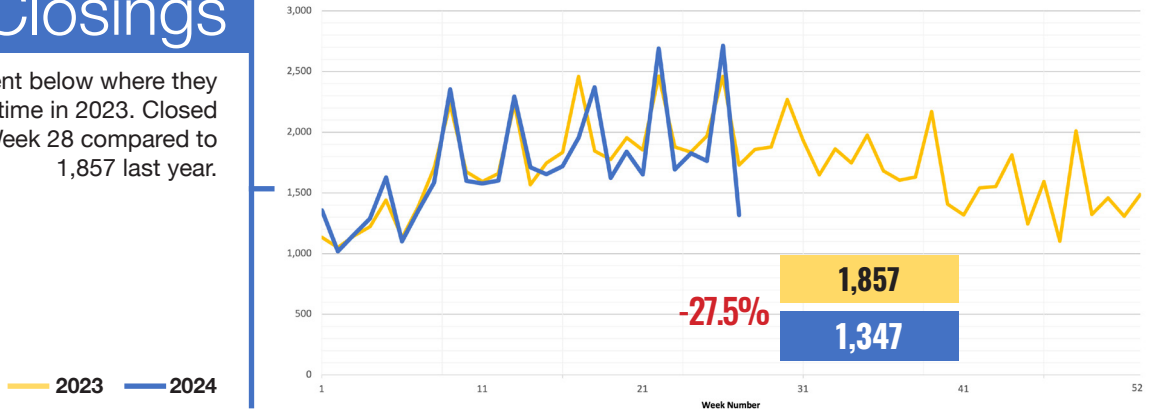
Weekly Activity Snapshot

Week 28 2024: 7/9/2024 to 7/15/2024

©Copyright 2024 HAR.com | Source: HAR.com, HAR MLS, analysis prepared in cooperation with the Real Estate Center at Texas A&M University. Statistics are for the Houston MSA.

Closings

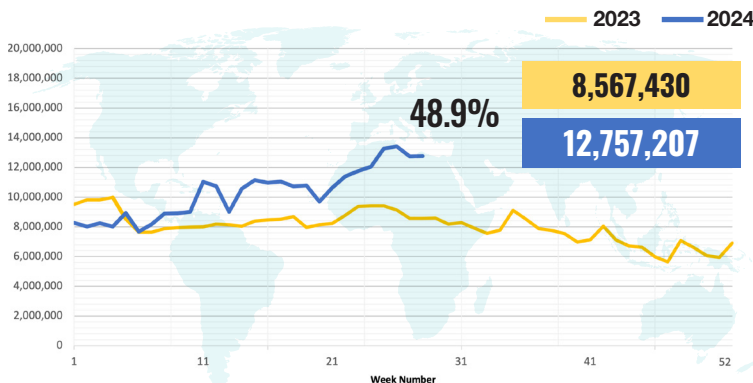
Closings were 27.5 percent below where they were during the same time in 2023. Closed sales totaled 1,347 in Week 28 compared to 1,857 last year.



Showings

Consumer traffic at property showings slowed significantly during Week 28 because of prolonged power outages and storm recovery efforts across the Greater Houston area. Showings volume totaled 27,864 compared to 45,262 during the same time last year. That is a 38.4 percent decrease.

HAR.com Listing Views



Open Houses

