



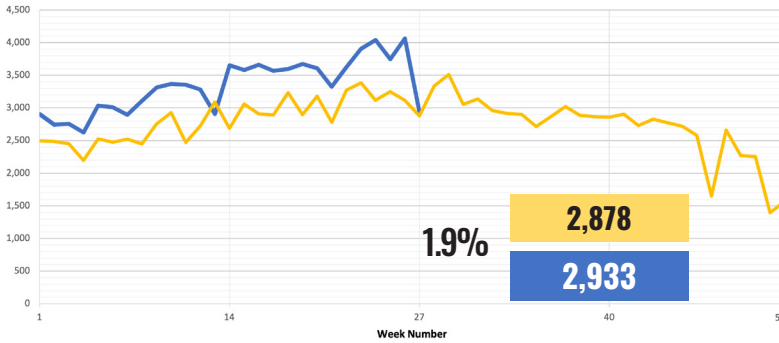
Weekly Activity Snapshot

Week 27 2024: 7/2/2024 to 7/8/2024

©Copyright 2024 HAR.com | Source: HAR.com, HAR MLS, analysis prepared in cooperation with the Real Estate Center at Texas A&M University. Statistics are for the Houston MSA.

New Listings

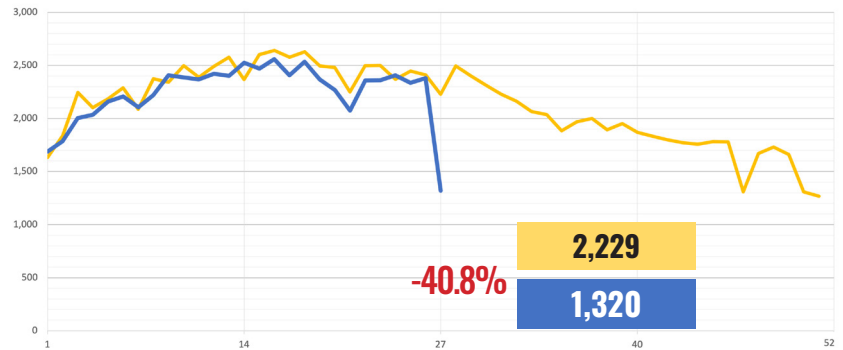
The Greater Houston real estate market felt the impacts of the Fourth of July holiday weekend and Hurricane Beryl during the week ending July 8. REALTORS® added 2,933 properties to the Multiple Listing Service (MLS). This is up 1.9 percent compared to the same period last year when 2,878 properties were added.



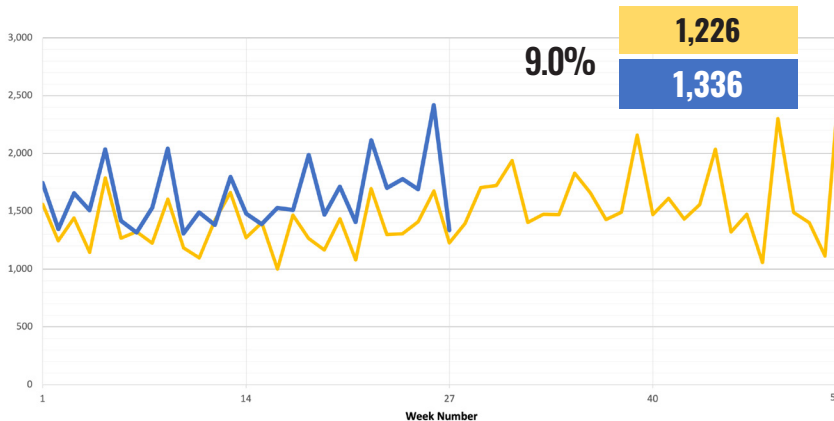
— 2023 — 2024

Pending Listings

Pending listings declined 40.8 percent during Week 27 when compared to the same time last year. A total of 1,320 property listings went under contract compared to 2,229 in 2023.



— 2023 — 2024



Off-Market Listings

Sellers withdrew more property listings from the MLS during the week ending July 8. Off-market listings rose 9.0 percent compared to the same time last year. A total of 1,336 homes went from active listings to off-market listings versus 1,226 in 2023.

— 2023 — 2024



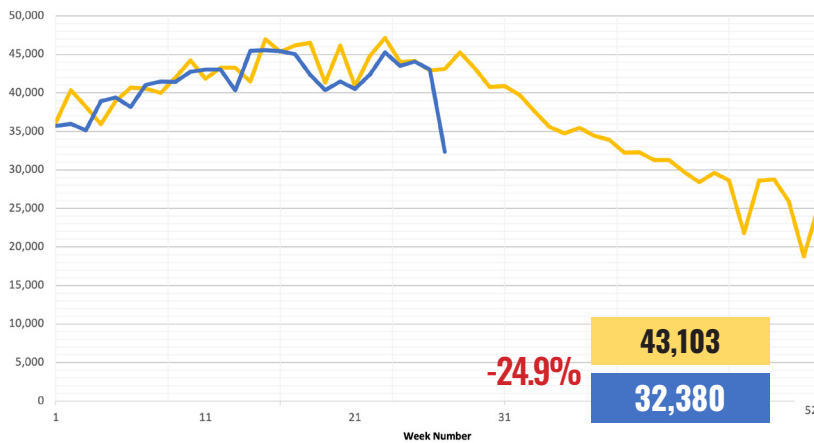
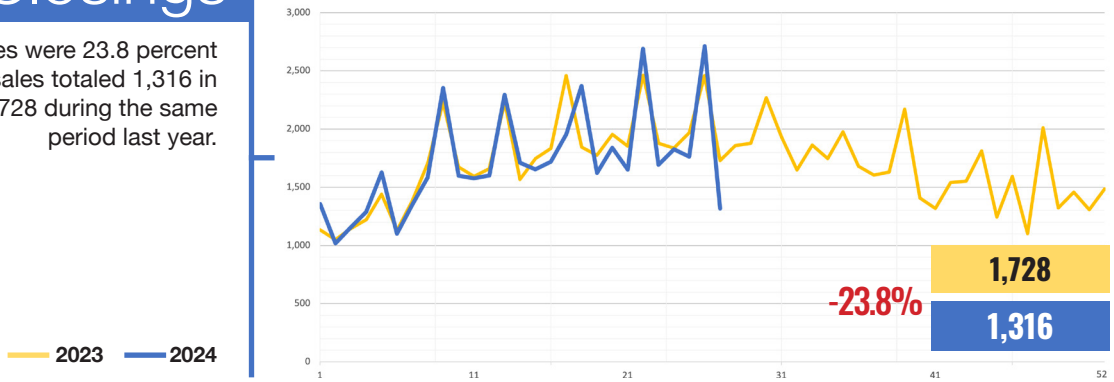
Weekly Activity Snapshot

Week 27 2024: 7/2/2024 to 7/8/2024

©Copyright 2024 HAR.com | Source: HAR.com, HAR MLS, analysis prepared in cooperation with the Real Estate Center at Texas A&M University. Statistics are for the Houston MSA.

Closings

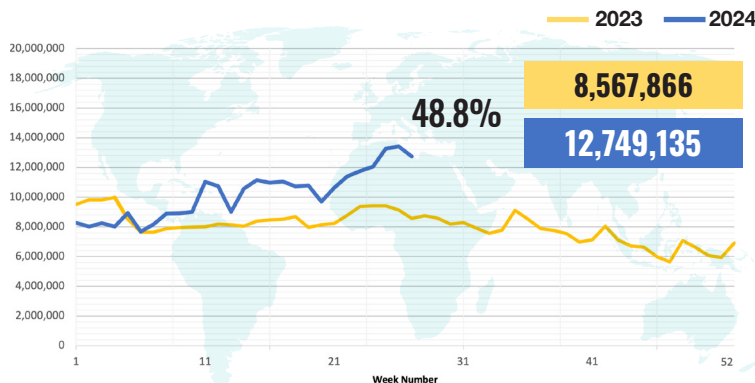
Closed sales of homes were 23.8 percent year-over-year. Closed sales totaled 1,316 in Week 27 compared to 1,728 during the same period last year.



Showings

The Fourth of July holiday along with Hurricane Beryl and resulting power outages likely contributed to slower consumer traffic at property showings. During the week ending July 8, showings volume totaled 32,380 compared to 43,103 during the same time last year. That represents an 11.0 percent decrease.

HAR.com Listing Views



Open Houses

