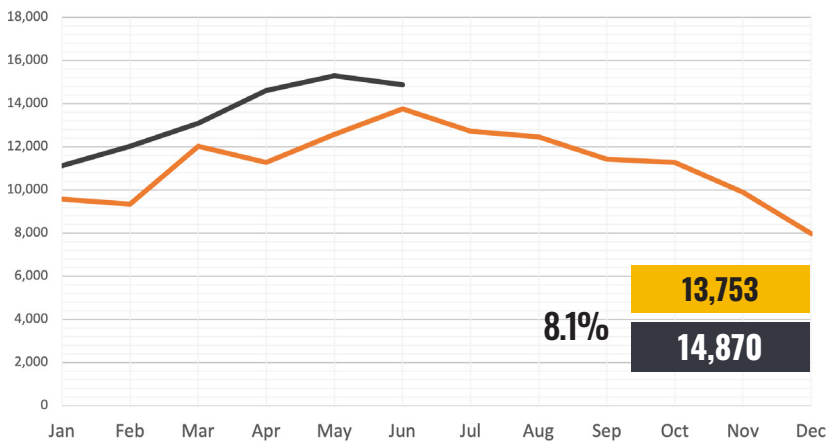




Monthly Activity Snapshot

June 2024

©Copyright 2024 HAR.com | Source: Houston Association of REALTORS® Multiple Listing Service (All statistics are for Single Family Homes)



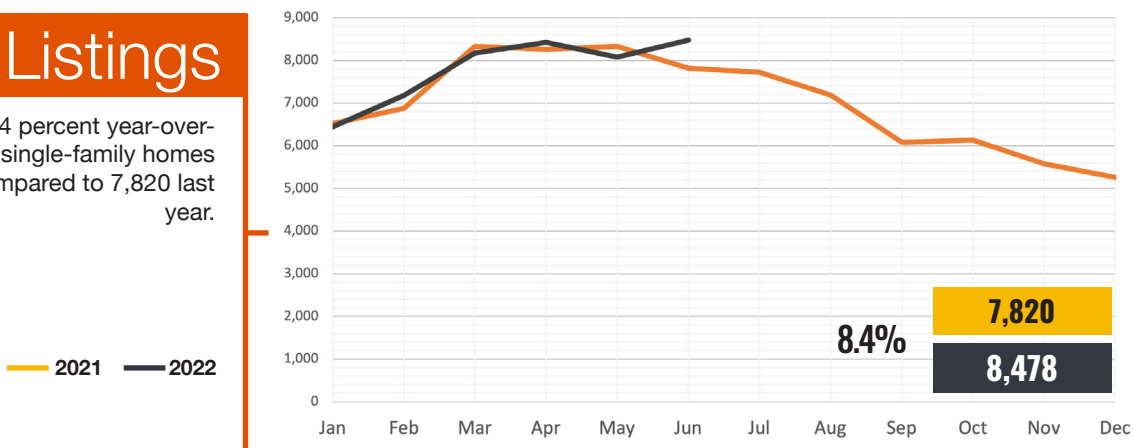
New Listings

The Houston real estate market continued to see an uptick in new listings in June. REALTORS® entered 14,870 properties into the Multiple Listing Service (MLS) compared to 13,753 a year earlier. That is an 8.2 percent increase.

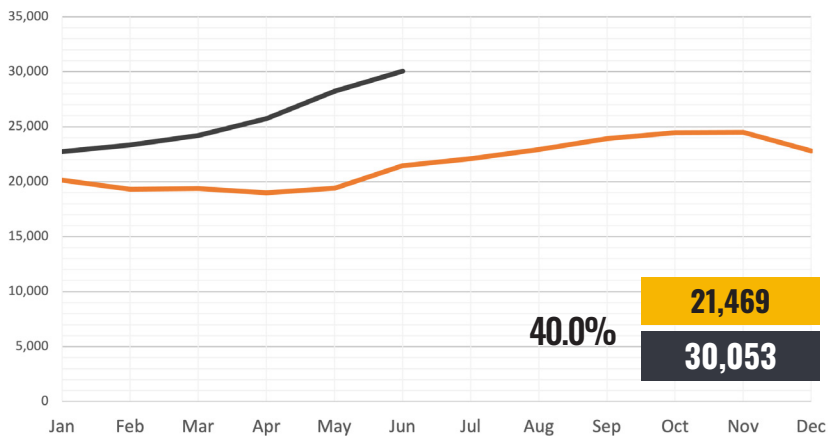
2021 2022

Pending Listings

Pending listings rose 8.4 percent year-over-year in June with 8,478 single-family homes going under contract compared to 7,820 last year.



2021 2022



Active Listings

Active listings, the number of available properties for sale, were 40.0 percent above where they were in June 2023. There were 30,053 active single-family listings compared to 21,469 a year earlier. This is the highest volume since August 2011.

2021 2022



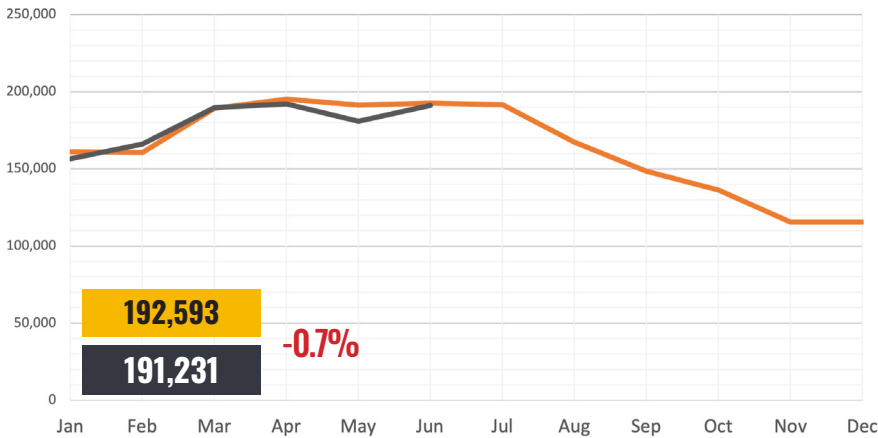
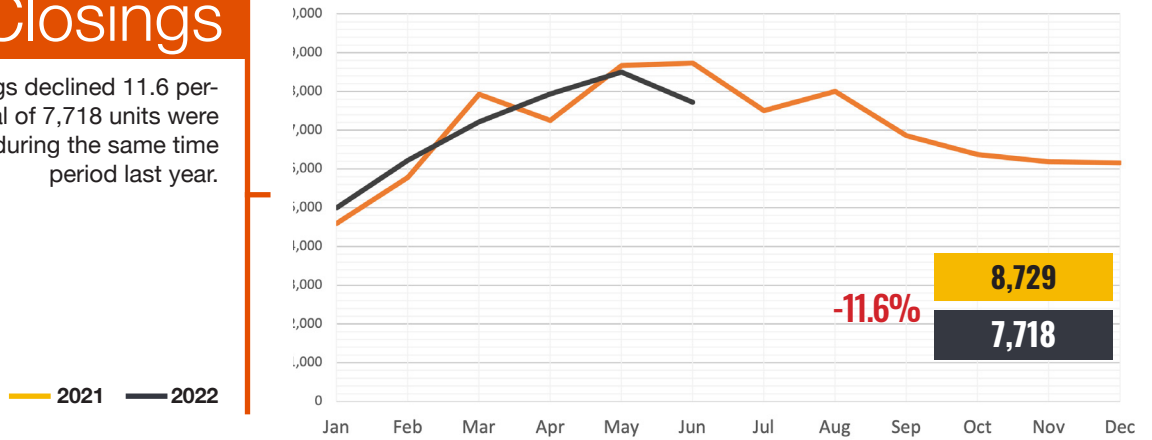
Monthly Activity Snapshot

June 2024

©Copyright 2024 HAR.com | Source: Houston Association of REALTORS® Multiple Listing Service (All statistics are for Single Family Homes)

Closings

Single-family home closings declined 11.6 percent year-over-year. A total of 7,718 units were sold in June versus 8,729 during the same time period last year.

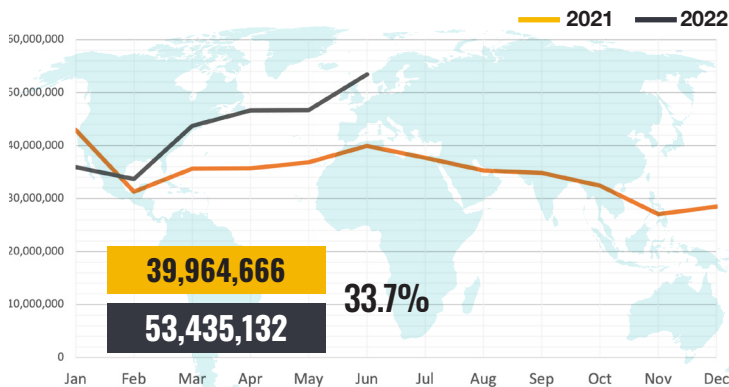


Showings

Consumer traffic at showings was statistically flat in June with 191,231 showings taking place compared to 192,593 in June 2023.

— 2021 — 2022

HAR.com Listing Views



Open Houses

