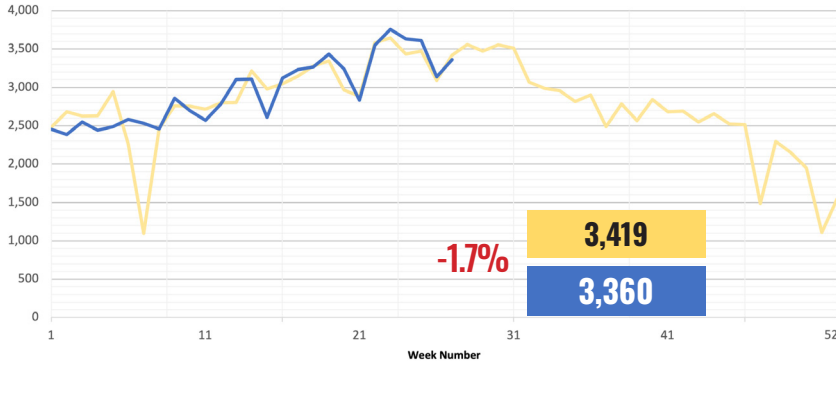




Weekly Activity Snapshot

Week 27 2022: 7/5/2022 to 7/11/2022

©Copyright 2022 HAR.com | Source: HAR.com, HAR MLS, analysis prepared in cooperation with the Real Estate Center at Texas A&M University. Statistics are for the Houston MSA.



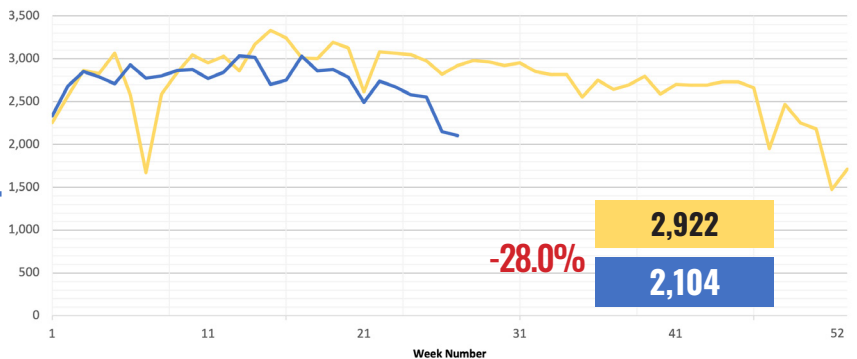
New Listings

New listings are still trending in close proximity to 2021's numbers when comparing the week ending July 11 with the same week last year. REALTORS® entered 3,360 properties into the Multiple Listing Service (MLS) versus 3,419 in 2021. That is down 1.7 percent.

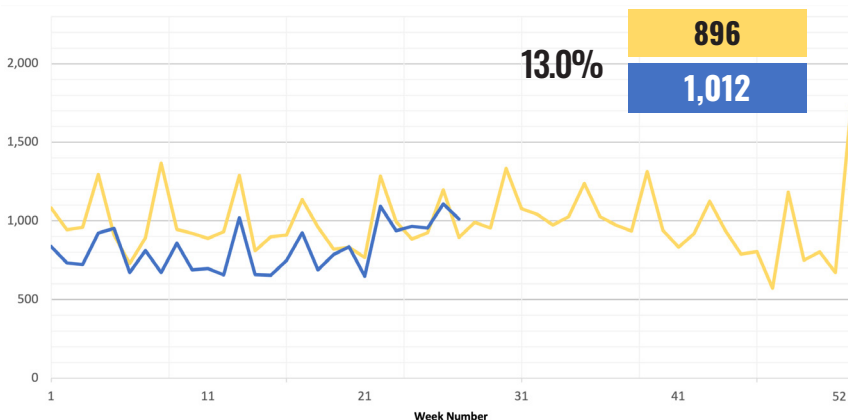
— 2021 — 2022

Pending Listings

Pending listings registered their steepest year-over-year decline in Week 27. A total of 2,104 property listings went under contract during the week ending July 11 compared to 2,922 that same week last year. That amounts to a 28.0 percent drop and marks the tenth straight week it has trended downward.



— 2021 — 2022



Off-Market Listings

Sellers withdrew more property listings from the MLS during Week 27 than they did during the same week in 2021, as the Houston housing market cools. Off-market listings came in 13.0 percent above where they were a year ago. A total of 1,012 homes went from active to off-market compared to 896 last year.

— 2021 — 2022



Weekly Activity Snapshot

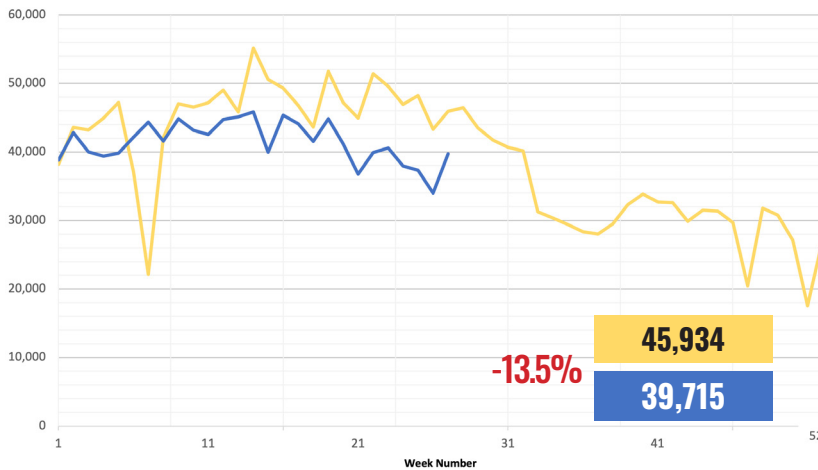
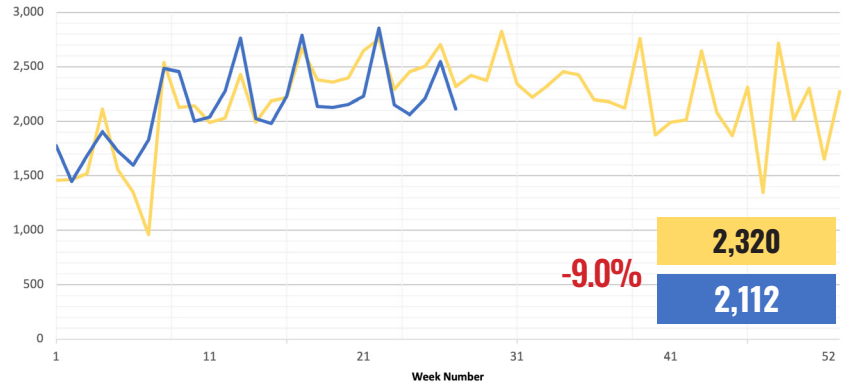
Week 27 2022: 7/5/2022 to 7/11/2022

©Copyright 2022 HAR.com | Source: HAR.com, HAR MLS, analysis prepared in cooperation with the Real Estate Center at Texas A&M University. Statistics are for the Houston MSA.

Closings

The Houston housing market shows distinct signs of cooling as closings fell for a fifth consecutive week. For the week ending July 11, closed sales of homes totaled 2,112 versus 2,320 in 2021. That represents a 9.0 percent year-over-year decline.

— 2021 — 2022

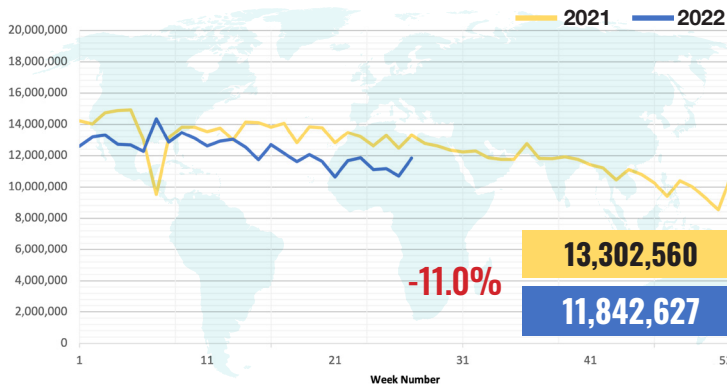


Showings

Inflationary pressures on top of summer vacations and travel contributed to slower traffic to showings across the Houston area during Week 27. Attendance totaled 39,715 compared to 45,934 during that same period in 2021 for a decline of 13.5 percent.

— 2021 — 2022

HAR.com Listing Views



Open Houses

